








2021079 GROWTHPOINT Gauteng East Super 8
BS 10

Box 1

				1.	2.	3.	4.	5.	6.	7.	8.	9.	10.
TSA121381			1. RAMOSOTHO Refentse		5-4	6-3	8-1	1-8	3-6	3-6	7-2	5-4	6-3
TSA111334	GC		2. CURTIS Jagger	4-5		8-1	9-0	2-7	8-1	0-7	5-4	9-0	9-0
TSA131078	GC		3. CONNELLAN Matthew	3-6	1-8		8-1	1-8	2-7	0-9	2-7	5-4	2-7
TSA131163	GC		4. TARRY Jude	1-8	0-9	1-8		1-8	0-9	0-9	0-9	6-3	3-6
TSA111258	GC		5. LYLE Alexandre	8-1	7-2	8-1	8-1		6-3	4-5	8-1	9-0	9-0
TSA111478	GN		6. VAN DER WESTHUIZEN Divan	6-3	1-8	7-2	9-0	3-6		2-7	6-3	8-1	9-0
TSA121304	GN		7. SUMMERS Tristan	6-3	7-0	9-0	9-0	5-4	7-2		8-1	9-0	8-1
TSA111570	GN		8. LEPHOTHO Koketso	2-7	4-5	7-2	9-0	1-8	3-6	1-8		9-0	6-3
TSA151038	NWP		9. KROON De Villiers	4-5	0-9	4-5	3-6	0-9	1-8	0-9	0-9		2-7
TSA111234	NC		10. KROUCAMP Anru	3-6	0-9	7-2	6-3	0-9	0-9	1-8	3-6	7-2	

Standings	Points	Wins	Losses	Sets	Games
1. Tristan SUMMERS	0	9	0	9 - 0 (100%)	68 - 11 (86.08%)
2. Alexandre LYLE	0	8	1	8 - 1 (88.89%)	67 - 14 (82.72%)
3. Jagger CURTIS	0	6	3	6 - 3 (66.67%)	54 - 25 (68.35%)
4. Divan VAN DER WESTHUIZEN	0	6	3	6 - 3 (66.67%)	51 - 30 (62.96%)
5. Refentse RAMOSOTHO	0	6	3	6 - 3 (66.67%)	44 - 37 (54.32%)
6. Koketso LEPHOTHO	0	4	5	4 - 5 (44.44%)	42 - 39 (51.85%)
7. Anru KROUCAMP	0	3	6	3 - 6 (33.33%)	27 - 54 (33.33%)
8. Matthew CONNELLAN	0	2	7	2 - 7 (22.22%)	24 - 57 (29.63%)
9. De Villiers KROON	0	0	9	0 - 9 (0%)	14 - 67 (17.28%)
10. Jude TARRY	0	1	8	1 - 8 (11.11%)	12 - 69 (14.81%)